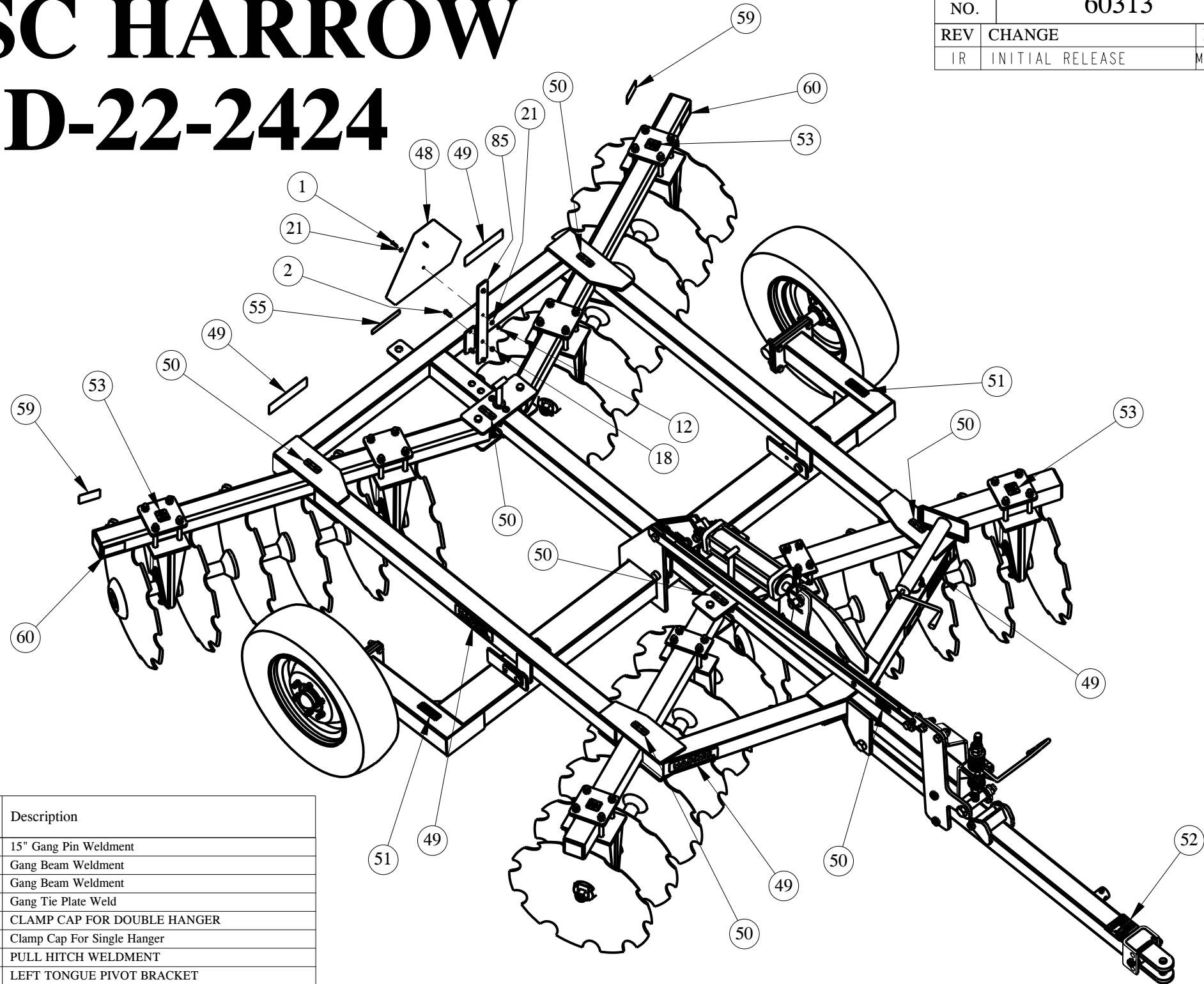


DISC HARROW

D-22-2424

DWG. NO.	60313	REV.	IR
REV	CHANGE	BY	DATE
IR	INITIAL RELEASE	M. J. Z.	5/2/19
			ECN
			1743

Item	Part Number	Qty.	Description
1	10002	2	Hex Bolt, 1/4"-20 X 1" Gr.5 Plated
2	10031	2	Hex Bolt 3/8 x 1 gr.5 plated
3	10072	2	Hex Bolt 1/2 x 1 1/2 gr.5 plated
4	10092	8	Hex Bolt 5/8 x 2 gr.5 plated
5	10098	4	HEX BOLT (5/8"-11 X 5" GR. 5 PLATED)
6	10111	3	Hex Bolt 3/4"-10 X 2" gr.5 Plated
7	10112	3	Hex Bolt 3/4" X 2-1/2" gr.5 Plated
8	10119	4	Hex Bolt (3/4" X 6" Gr. 5 Plated)
9	10134	1	Hex Bolt 1" x 5-1/2" gr.5 plated
10	10136	1	Hex Bolt 1 x 6 1/2 gr.5 plated
11	10150	12	Lug Nut (1/2" - 20 UNF)
12	10153	2	Lock Nut, 1/4" Plated
13	10166	44	Lock Nut 5/8"-11 plated
14	10168	10	3/4"-10 Locknut (Gr.5 Plated)
15	10169	4	Hex Nut (1" Plated)
16	10171	2	Lock Nut 1" plated
17	10172	4	Hex Head Lock-Nut (1-1/8")
18	10175	2	3/8"-16 Locknut (Gr.5 Plated)
19	10176	34	1/2" Locknut (Gr.5 Plated)
20	10179	2	Castle Nut (3/4") Gr.5 Fine Thread
21	10200	4	1/4" Plated Flatwasher
22	10206	2	Flatwasher 3/4 plated
23	10252	2	Cotter Pin 3/16" X 2" Plated
24	10274	32	Carriage Head Bolt (1/2" X 1-1/4" Gr. 5 Plated)
25	10339	2	Pop Rivet
26	10391	2	Clip Pin (Hairpin) 3/16 X 3-1/4"
27	10416	1	LOCK PIN, 5/16" DIA. X 2-1/4"
28	10437	2	Inner Bearing - use 10442 for replacement cup
29	10438	2	Outer Bearing - use 10441 for replacement cup
30	10439	2	DUST CAP
31	10440	2	GREASE SEAL
32	10441	2	OUTER CUP FOR 10438 BEARING
33	10442	2	INNER CUP FOR 10437 BEARING
34	10618	1	10" Jack
35	10632	12	STUD, 1/2"-20 X 1-7/8" BLACK, GR. 8
36	10901	4	Bumper Cap (Front)
37	10903	8	Sealed Axle Bearing
38	10904	16	Bearing Retainer
39	10906	8	Bearing Spacer
40	10907	4	Nut Washer
41	10912	24	24" DISC BLADE W/ 1-1/8" X 1-1/4" HOLE
42	10918	8	HALF SPOOL
43	10919	12	9" Full Spool
44	10922	4	49" Gang Bolt
45	10923	1	3/8" X 153" HYD. HOSE (NOT SHOWN)
46	10924	1	3/8" X 163" HYD. HOSE (NOT SHOWN)
47	10927	2	1" X 3" Cylinder Pin
48	10931	1	HIGHWAY SAFETY REFLECTOR
49	11032	6	Small Hardee Logo Decal
50	11636-3	7	WARNING DECAL (KIT 11636)
51	11636-4	2	WARNING DECAL (KIT 11636)
52	11636-5	1	DANGER DECAL (KIT 11636)
53	11636-7	4	WARNING DECAL (KIT 11636)
54	11727	1	Serial Number Plate
55	11850	1	Web Site Decal
56	13905	2	6-M-JIC X 8-M-NPT 90 Deg. Elbow
57	15451	32	Carriage Head Bolt (5/8" X 5-1/2" Gr. 5 Plated)
58	15466	4	Tubing Insert, 3-1/2" Sqr. X 11
59	15852	2	Red Reflector Decal
60	15853	2	Yellow Reflector Decal
61	16754	1	Cylinder, 3" X 8"
62	25203	2	WHEEL HUB W/ HARDWARE
63	30323	2	9.5L X 15 Tire, Tube and Rim
64	60029	1	11" Gang Pin Weldment
65	60037	4	NUT LOCK

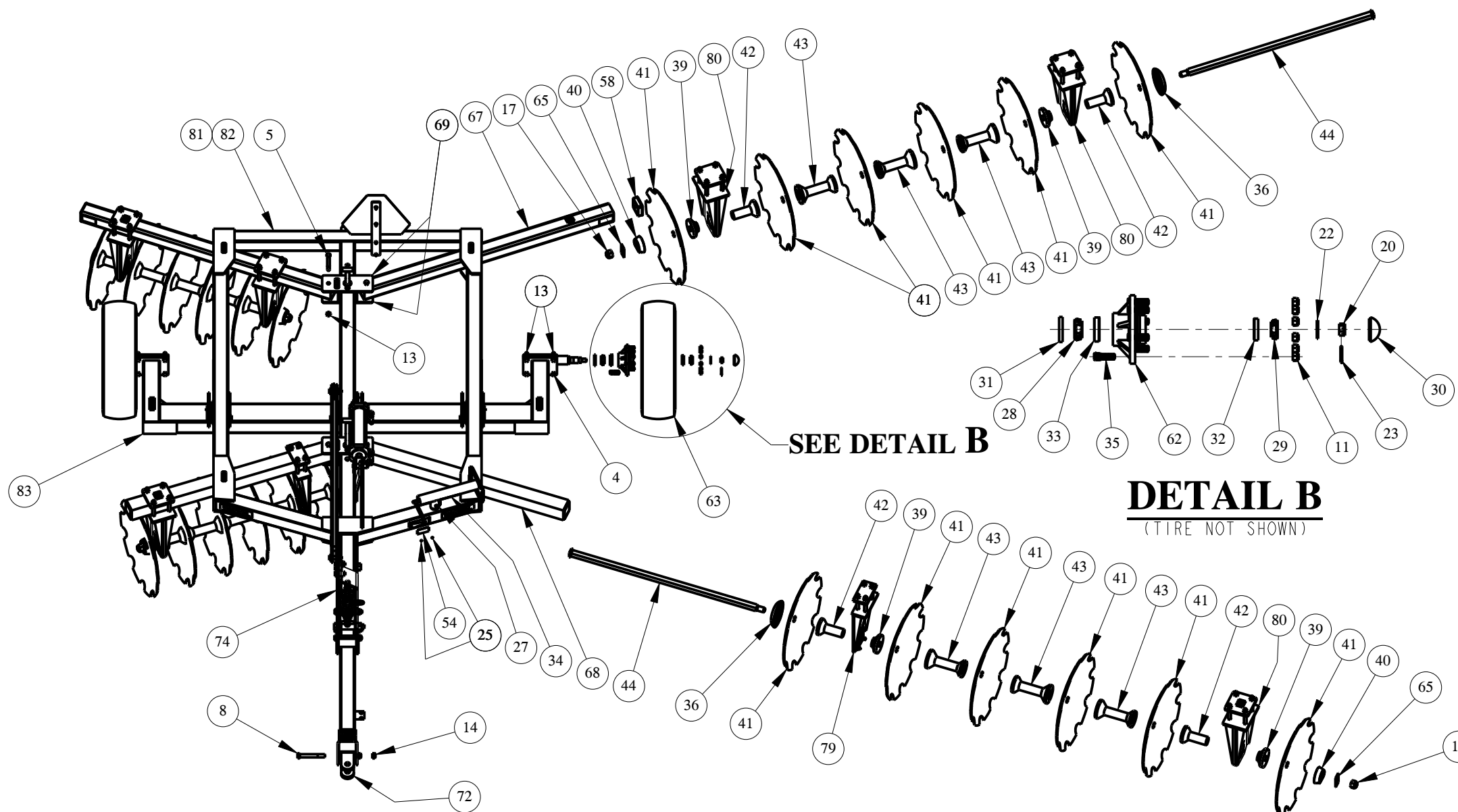


Item	Part Number	Qty.	Description
66	60038	1	15" Gang Pin Weldment
67	60160	2	Gang Beam Weldment
68	60162	2	Gang Beam Weldment
69	60164	4	Gang Tie Plate Weld
70	60166	6	CLAMP CAP FOR DOUBLE HANGER
71	60167	2	Clamp Cap For Single Hanger
72	60235	1	PULL HITCH WELDMENT
73	60244	1	LEFT TONGUE PIVOT BRACKET
74	60247	1	RIGHT TONGUE PIVOT BRACKET
75	60248	1	CYLINDER BRACE
76	60261	2	Spring Weldment - D22 & D23
77	60264	1	LOCKING CAM, WHEEL
78	60267	1	LEVELING BAR WELDMENT
79	60277	2	Single Axle Hanger Assembly
80	60278	6	Double Axle Hanger Assembly
81	60289	1	D-22 FRAME ASSEMBLY
82	60290	1	D22 MAIN FRAME WELDMENT
83	60309	1	AXLE FRAME WELDMENT (D-22)
84	60338	1	HOSE SUPPORT BRACKET WELDMENT
85	60372	1	HIGHWAY SAFETY REFLECTOR MOUNT BRACKET

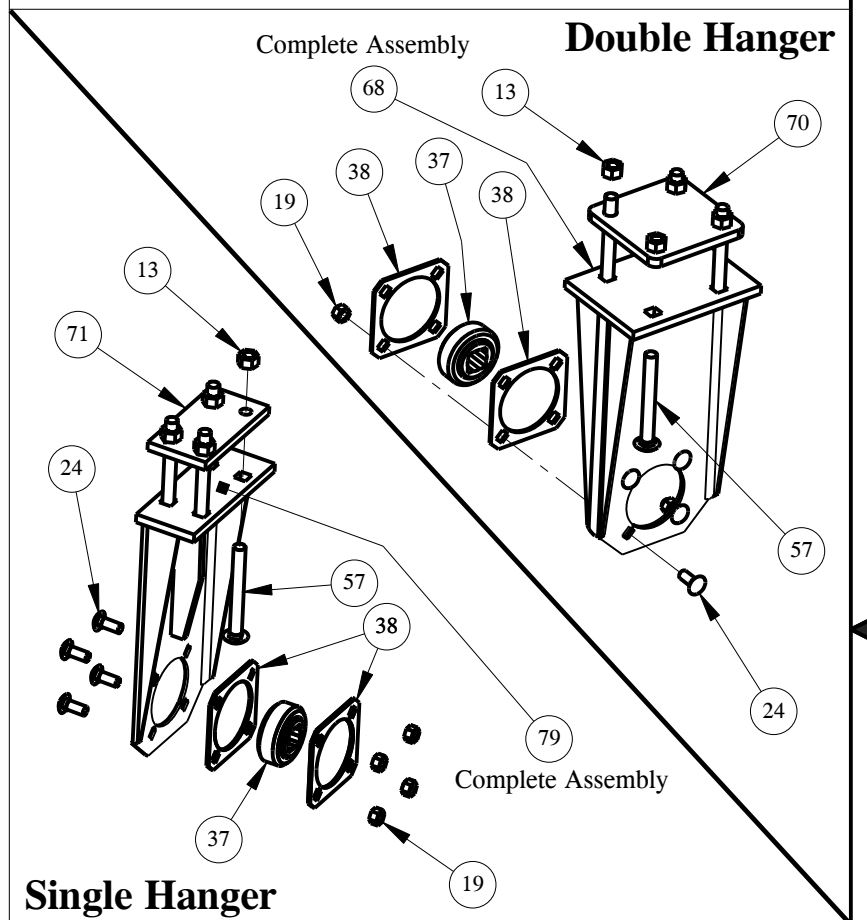
All Dimensions in Inches Unless Otherwise Specified
 Dimensions in [] are in Millimeters
 Tolerance Unless Otherwise Specified
 Fractional Dimensions ± 1/16"
 Decimal Dim. to Limits Shown
 Angular Dimensions ± 1°
 All Holes to be +0 -1/32"

MODELED BY	M. J. Z.	4/12/19	HARDEE BY EVH MFG. CO. LORIS S.C.	
CHECKED BY	C. K. N.	4/15/19		
MATERIAL	R.M.N.	N/A	DESCRIPTION	SHEET 1 of 2
Manufactured By: EVH Mfg. Co., LLC			D-22-2424	
DO NOT SCALE	B	DWG. NO.	60313	

DWG. NO.	60313		REV.	IR	
REV	CHANGE	BY	DATE	ECN	
IR	INITIAL RELEASE	M. J. Z.	5/2/19	1743	

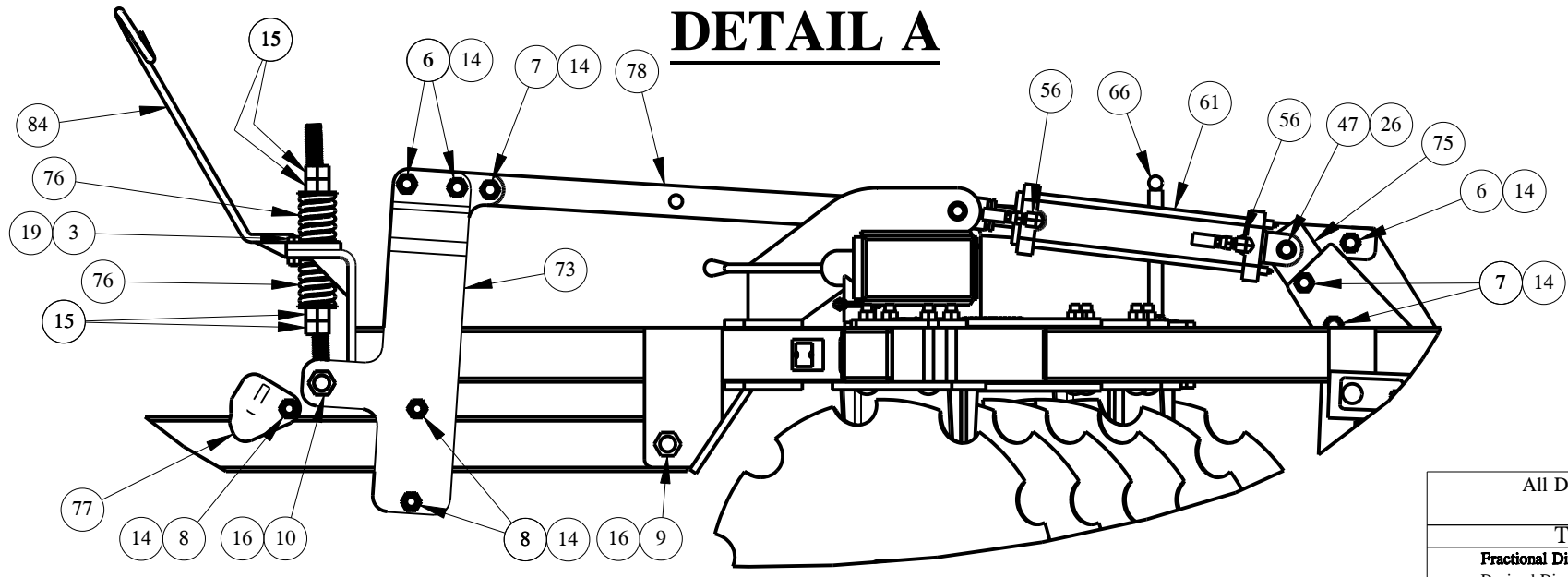


Hanger & Bearing Assembly Breakdown

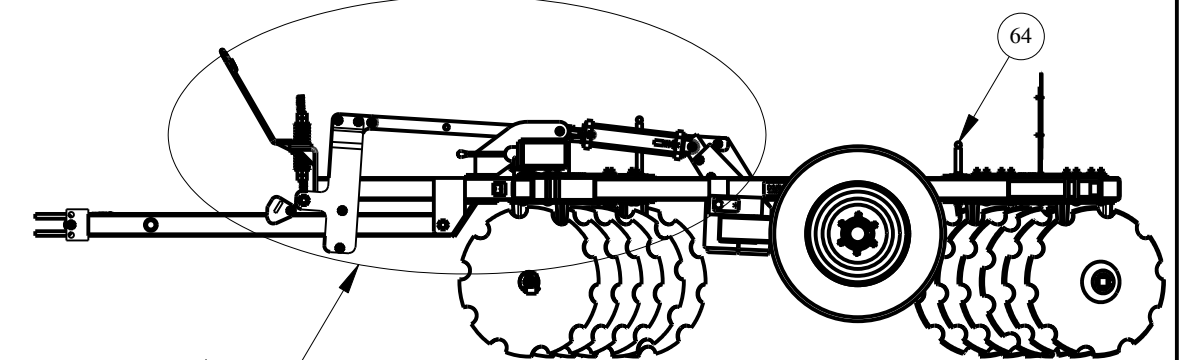


DETAIL B
(TIRE NOT SHOWN)

DETAIL A



SEE DETAIL A



All Dimensions in Inches Unless Otherwise Specified
 Dimensions in [] are in Millimeters
 Tolerance Unless Otherwise Specified
 Fractional Dimensions ± 1/16"
 Decimal Dim. to Limits Shown
 Angular Dimensions ± 1°
 All Holes to be +0 -1/32"

MODELED BY	M. J. Z.	4/12/19	HARDEE BY EVH MFG. CO. LORIS S.C.	
CHECKED BY	C. K. N.	4/15/19		
MATERIAL	R.M.N.	N/A	DESCRIPTION	SHEET 2 of 2
Manufactured By: EVH Mfg. Co., LLC			D-22-2424	
DO NOT SCALE	B	DWG. NO.	60313	