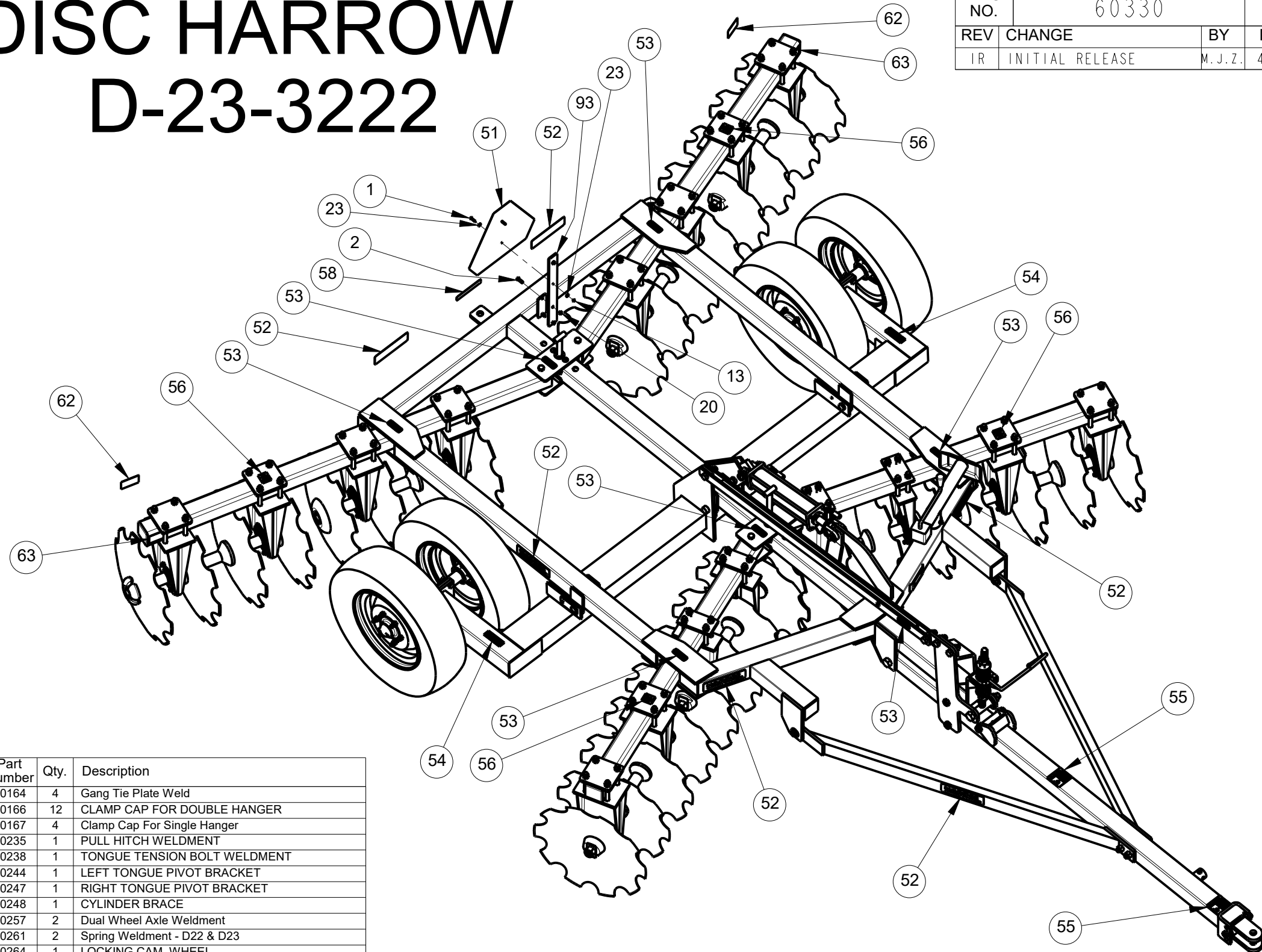


# DISC HARROW D-23-3222

Item	Part Number	Qty.	Description
1	10002	2	HEX BOLT, 1/4-20 X 1" Gr.5 PLATED
2	10031	2	HEX BOLT, 3/8" x 1" Gr. 5 PLATED
3	10072	2	HEX BOLT, 1/2 x 1 1/2 Gr.5 PLATED
4	10092	10	HEX BOLT, 5/8" X 2" Gr.5 PLATED
5	10098	4	HEX BOLT, 5/8"-11 X 5" Gr.5 PLATED
6	10099	2	HEX BOLT, 5/8" X 5 1/2" Gr.5 Plated
7	10111	3	HEX BOLT, 3/4"-10 X 2" Gr.5 PLATED
8	10112	3	HEX BOLT, 3/4" X 2-1/2" Gr.5 PLATED
9	10119	4	Hex Bolt, 3/4" X 6" Gr.5 Plated
10	10134	1	Hex Bolt, 1" x 5-1/2" Gr.5 Plated
11	10136	1	HEX BOLT 1 x 6 1/2 Gr.5 PLATED
12	10150	24	LUG NUT (1/2" - 20 UNF)
13	10153	2	LOCKNUT, 1/4" PLATED
14	10165	2	HEX NUT, 5/8" PLATED
15	10166	78	LOCKNUT, 5/8"-11 PLATED
16	10167	10	HEX NUT, 3/4" (Gr.5 PLATED)
17	10169	4	HEX NUT, 1"-8 PLATED
18	10171	2	HEX NUT, 1"-14 PLATED
19	10172	8	Hex Head Lock-Nut (1-1/8")
20	10175	2	LOCKNUT, 3/8"-16 Gr.5 PLATED
21	10176	66	LOCKNUT, 1/2" (Gr.5 Plated)
22	10179	4	Castle Nut (3/4") Gr.5 Fine Thread
23	10200	4	FLATWASHER, 1/4" PLATED
24	10205	2	FLATWASHER, 5/8" PLATED
25	10206	4	FLATWASHER, 3/4" PLATED
26	10252	4	COTTER PIN, 3/16" X 2" PLATED
27	10274	64	Carriage Head Bolt (1/2" X 1-1/4" Gr. 5 Plated)
28	10339	2	POP RIVET
29	10391	2	Clip Pin (Hairpin) 3/16 X 3-1/4"
30	10416	1	LOCK PIN, 5/16" DIA. X 2-1/4
31	10437	4	Inner Bearing - use 10442 for replacement cup
32	10438	4	Outer Bearing - use 10441 for replacement cup
33	10439	4	DUST CAP
34	10440	4	GREASE SEAL
35	10441	4	OUTER CUP FOR 10438 BEARING
36	10442	4	INNER CUP FOR 10437 BEARING
37	10618	1	JACK, 10"
38	10632	24	STUD, 1/2"-20 X 1-7/8" BLACK, GR. 8
39	10901	6	Bumper Cap (Front)
40	10903	16	Sealed Axle Bearing
41	10904	32	Bearing Retainer
42	10906	16	Bearing Spacer
43	10907	8	WASHER, NUT
44	10910	32	22" Disc Blade 1-1/8" Hole
45	10916	8	30-3/4" Gang Bolt
46	10918	16	HALF SPOOL
47	10919	8	9" FULL SPOOL
48	10923	1	3/8" X 153" HYD. HOSE (NOT SHOWN)
49	10924	1	3/8" X 163" HYD. HOSE (NOT SHOWN)
50	10927	2	1" X 3" Cylinder Pin
51	10931	1	HIGHWAY SAFETY REFLECTOR
52	11032	8	DECAL, SMALL HARDEE LOGO
53	11636-3	7	WARNING DECAL (KIT 11636)
54	11636-4	2	WARNING DECAL (KIT 11636)
55	11636-5	2	DANGER DECAL (KIT 11636)
56	11636-7	4	WARNING DECAL (KIT 11636)
57	11727	1	SERIAL NUMBER PLATE
58	11850	1	DECAL, WEB SITE
59	13905	2	ELBOW, 6-M-JIC X 8-M-NPT
60	15451	64	Carriage Head Bolt (5/8" X 5-1/2" Gr. 5 Plated)
61	15466	4	TUBING INSERT, 3-1/2" SQUARE
62	15852	2	RED REFLECTOR DECAL
63	15853	2	YELLOW REFLECTOR DECAL
64	16754	1	Cylinder, 3" X 8"
65	25203	4	WHEEL HUB W/ HARDWARE
66	30323	4	9.5L X 15 Tire, Tube and Rim
67	60029	1	11" Gang Pin Weldment
68	60037	8	NUT LOCK
69	60038	1	15" Gang Pin Weldment
70	60081	2	Bumper Cap, Slotted (Rear)
71	60160	2	Gang Beam Weldment

Item	Part Number	Qty.	Description
72	60164	4	Gang Tie Plate Weld
73	60166	12	CLAMP CAP FOR DOUBLE HANGER
74	60167	4	Clamp Cap For Single Hanger
75	60235	1	PULL HITCH WELDMENT
76	60238	1	TONGUE TENSION BOLT WELDMENT
77	60244	1	LEFT TONGUE PIVOT BRACKET
78	60247	1	RIGHT TONGUE PIVOT BRACKET
79	60248	1	CYLINDER BRACE
80	60257	2	Dual Wheel Axle Weldment
81	60261	2	Spring Weldment - D22 & D23
82	60264	1	LOCKING CAM, WHEEL
83	60267	1	LEVELING BAR WELDMENT
84	60277	4	Single Axle Hanger Assembly
85	60278	12	Double Axle Hanger Assembly
86	60320	1	D23 MAIN FRAME WELDMENT
87	60325	2	GANG BEAM WELDMENT
88	60327	2	Bushing for D23 Main Frame
89	60332	1	AXLE FRAME WELDMENT
90	60334	1	TONGUE WELDMENT
91	60338	1	HOSE SUPPORT BRACKET WELDMENT
92	60344	2	REINFORCEMENT WELDMENT
93	60372	1	HIGHWAY SAFETY REFLECTOR MOUNT BRACKET

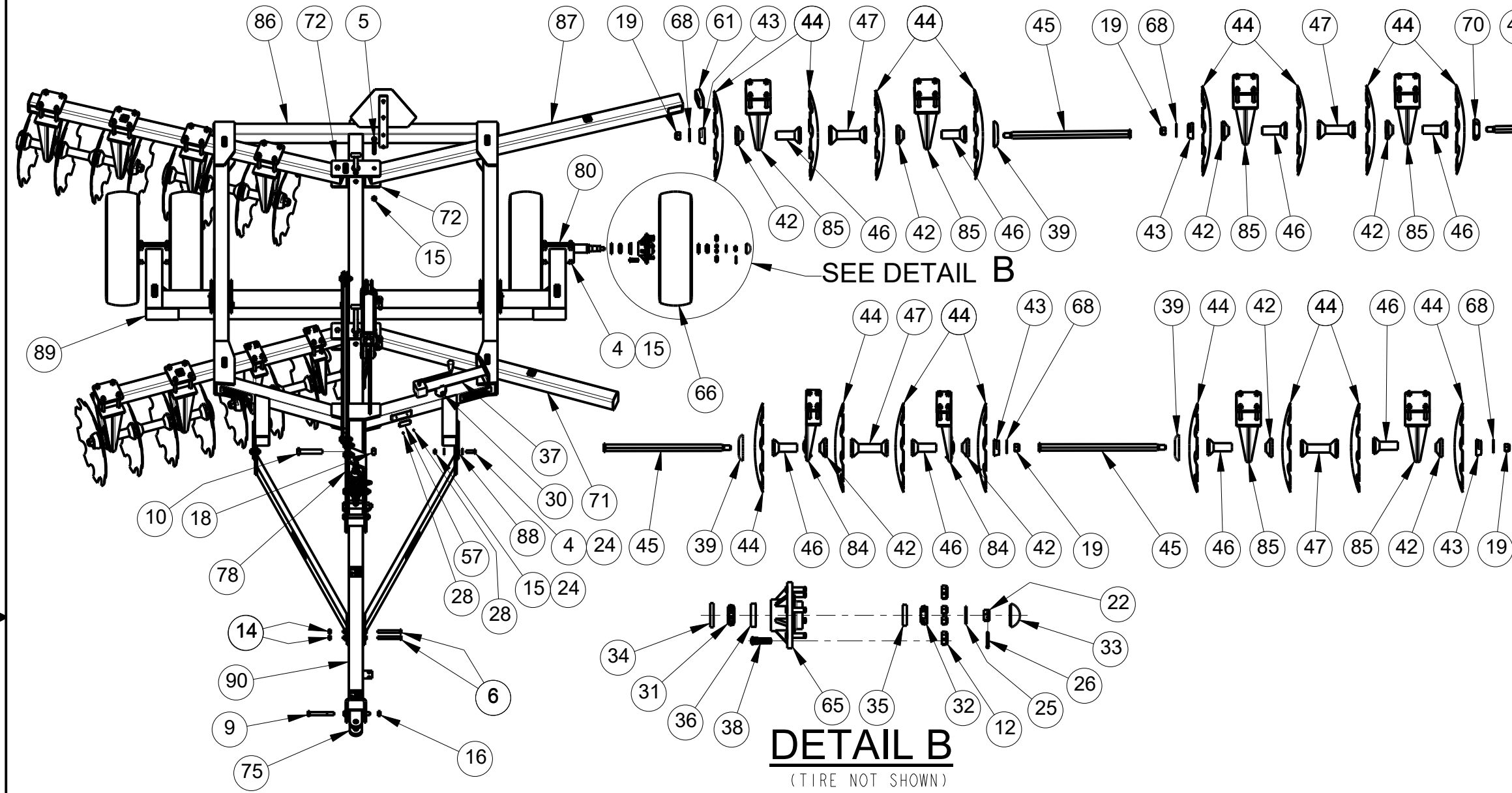


DWG. NO.	60330	REV.	IR
REV	CHANGE	BY	DATE
IR	INITIAL RELEASE	M. J. Z.	4/9/19
		ECN	1743

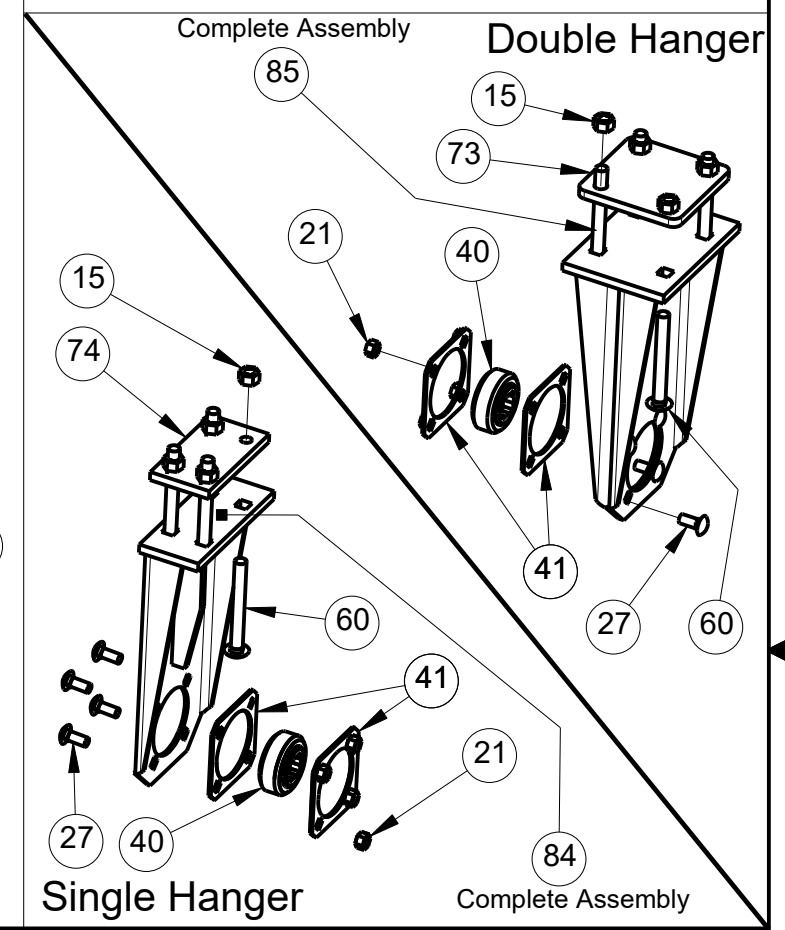
All Dimensions in Inches Unless Otherwise Specified  
 Dimensions in [ ] are in Millimeters  
 Tolerance Unless Otherwise Specified  
 Fractional Dimensions: 1/16" Angular Dimensions: 1°  
 Decimal Dim. to Limits Shown All Holes to be +0 -1/32"

MODELED BY	M. J. Z.	4/8/19	<b>HARDEE BY EVH MFG. CO. LORIS S.C.</b>
CHECKED BY	C. K. N.	4/9/19	
MATERIAL	R.M.N. N/A	DESCRIPTION	SHEET 1 of 2
Manufactured By:	EVH Mfg. Co., LLC	D-23-3222	
DO NOT SCALE	B	DWG. NO.	60330

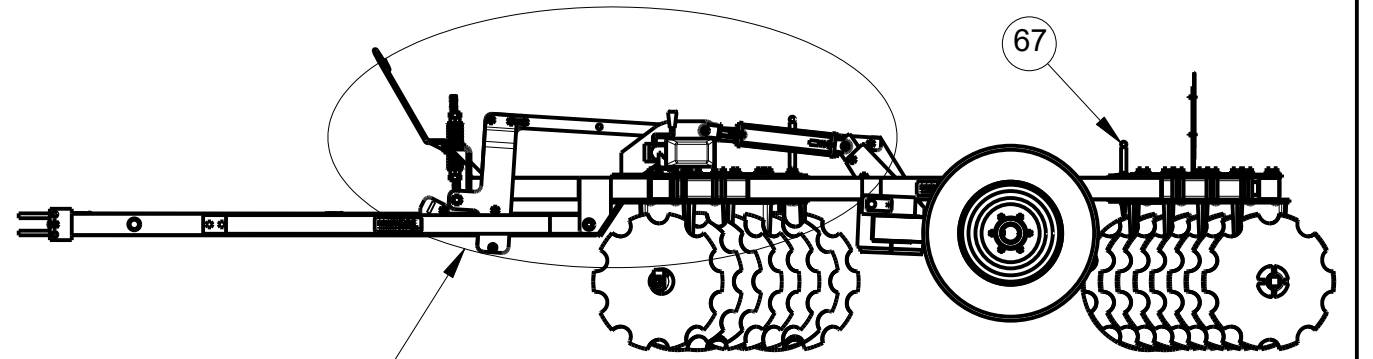
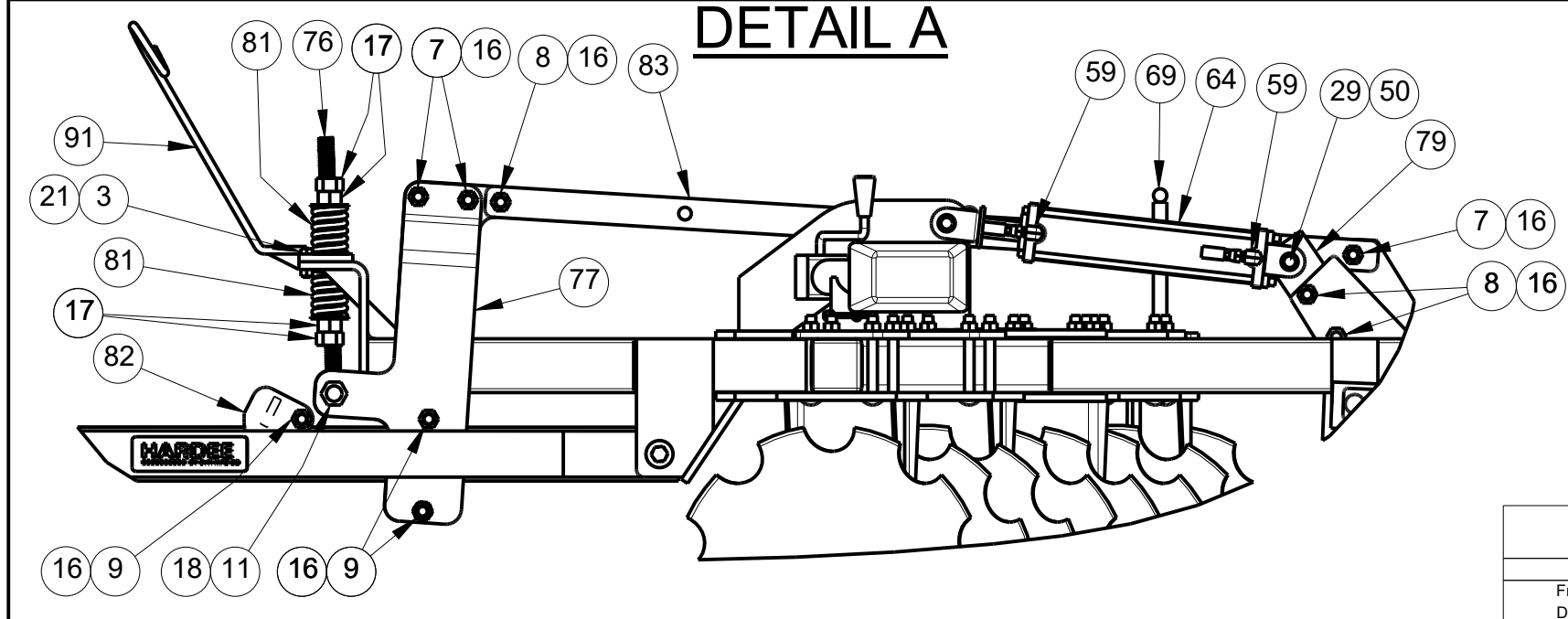
DWG. NO.	60330	REV.	IR
REV	CHANGE	BY	DATE
IR	INITIAL RELEASE	M. J. Z.	4/9/19
		ECN	1743



**Hanger & Bearing Assembly Breakdown**



**DETAIL B**  
(TIRE NOT SHOWN)



SEE DETAIL A

All Dimensions in Inches Unless Otherwise Specified  
 Dimensions in [ ] are in Millimeters  
 Tolerance Unless Otherwise Specified  
 Fractional Dimensions: 1/16"  
 Decimal Dim. to Limits Shown  
 Angular Dimensions: 1°  
 All Holes to be +0 -1/32"

MODELED BY	M. J. Z.	4/8/19	<b>HARDEE BY          EVH MFG. CO.          LORIS S.C.</b>
CHECKED BY	C. K. N.	4/9/19	
MATERIAL	R.M.N. N/A	DESCRIPTION	SHEET 2 of 2
Manufactured By:	EVH Mfg. Co., LLC	D-23-3222	
DO NOT SCALE	B	DWG. NO.	60330